

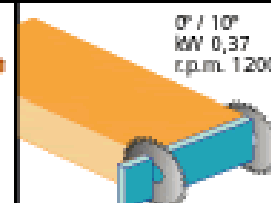
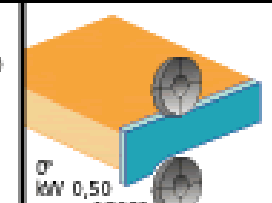
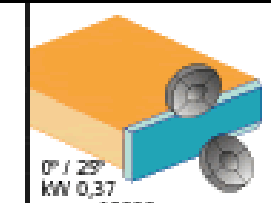
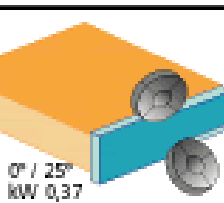
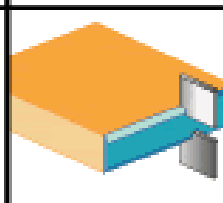
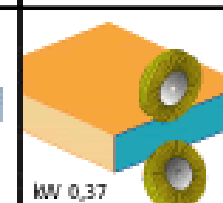
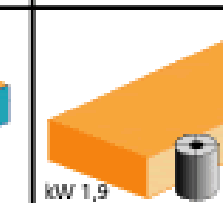




Paoloni Kantenanleimmaschine Serie BRE

Technische Daten							
Modell	BRE	BRE / F	BRE 3	BRE 3/F	BRE 4/ABS	BRE 5/ABS	BRE 5/R
Motorleistung	5,3 kW	6 kW	7 kW	7,5 kW	7 kW	10 kW	10 kW
Werkstück	Mindestdicke 60 mm, Mindestlänge 120 mm, Mindestbreite 70 mm, Vorschubgeschwindigkeit 12 m/min						
Anwendungen	Kante zuführen, Kappen, Ebenfräsen, Runden oder Fasen, Zieklinge, Schwabbeln, Vorfräsen						
Gewicht	900 kg	1000 kg	1100 kg	1200 kg	1200 kg	1500 kg	1600 kg

1		2		3		4		
Caricatore bordi Edge-feeding Kante zuführen Charger le chant Alimentación del canto		Intestatore End-trimming Kappen Abouters Retestador		Refilatore sovrapposto Two-level trimming unit Bündigfräse Dispositif d'affleurage superposé Grupo refilador sobrepuesto		Refilatore inclinabile Tilting trimming unit Feinfräse Dispositif d'affleurage inclinable Grupo refilador inclinable		
 max. 3 mm	 max. 8 mm	 0° / 10° kW 0,37 r.p.m. 12000	 0° kW 0,50 r.p.m. 12000	 0° / 25° kW 0,37 r.p.m. 12000				

5		6		7		8	
Spigolatore Fine-finishing Fein-bündigfräse Superfinition Perfilador		Raschiabordo Scraping Nachputzen Racleur Rascador		Spazzolatore Buffing Schwabbeln Brosses Cepillado		Rettificatore Pre-milling unit Beschneidaggregat Affleureuse Rectificador	
 0° / 25° kW 0,37 r.p.m. 12000	 PVC-ABS 3 mm	 kW 0,37 r.p.m. 1400	 kW 1,9 r.p.m. 12000				